



Bathroom Remodel Checklist:

Before contacting a contractor or designer about your remodeling project, you should review the following checklist. A typical bathroom remodel takes 2 – 6 weeks, depending on complexity. This checklist includes the most common elements of a bathroom remodel. If you think about these elements in advance, your designer and/or contractor will be able to design and quote your project within your budget and give you a realistic timeframe for your project. Fill out as much information as you can.

Bathroom Specs

- Budget for project: _____
- Type of Bathroom (*ie: powder, master, other*): _____
- Current square footage: _____
- Desired square footage: _____
- Location of bathroom (*upstairs, downstairs, new*): _____

Floor Plan/Design

- Will your project require a designer, engineer or architect? YES NO
Name: _____
- Will your project need plans? YES NO
- Do you need any walls to be moved? YES NO
- Have you applied for all the necessary permits YES NO
(All bathrooms need permits)

Electrical

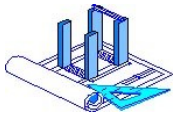
- Do you need a service upgrade? YES NO
- Do you need a sub panel? YES NO
- Phone, cable or cad wire? (*circle one if yes*) YES NO
- Outlets
How many: _____ Color: _____ Type: _____
- Switches
How many: _____ Color: _____
Dimmers? YES NO
Any three-way? YES NO

Lighting

- Recess Lighting? YES NO
- Light fixtures? YES NO
Make, Model _____ Units: _____
Finish: _____ Bulbs: _____



**Maryland
Improvement
Contractors
Association**
Founded in 1962



Bathroom Remodel Check List - Page 2

Walls

- Will there be any wallpaper removal? YES NO
- What type of wall texture? _____
- Paint:
Brand: _____ Color: _____ Finish: _____
Finish: Eggshell _____ Satin _____ Semi-Gloss _____ Gloss _____

Plumbing

- Will the plumbing need to be upgraded or relocated? YES NO

Windows

- New windows? YES NO
Total # of windows: _____ Size(s): _____
Make, model: _____
- Moldings? YES NO
Type: _____ Profile: _____

Doors

- New Doors? YES NO
Total # of doors: _____ Size(s): _____
Make, model: _____
- Moldings?
Type: _____ Profile: _____

Showers/Tubs


- Type (ie: Stand up shower, Tub/Shower, Tub only): _____
- Tub/Shower
Make, Model: _____
Finish: _____ Color: _____
- Tile & Shower pans
Do you want tile on the floor or backsplash? YES NO
Type: _____ Pattern: _____
Grout color: _____ Tile Size: _____
- Tub/Shower walls
Materials: _____ Size: _____
Patterns? YES NO Soap dishes? YES NO

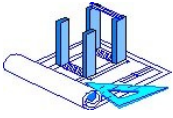


Before Full Bathroom Renovation



After Full Bathroom Renovation





Bathroom Remodel Check List - Page 3

Bench? YES NO

Grab bars needed? YES NO

Units: _____

Finish: _____

Size: _____

• Tub/Shower Glass doors? YES NO

What type of glass? _____

Frame finish: _____ Type of unit: _____

• Tub/Shower faucet set

Make, model: _____

Finish: _____ Units: _____

Toilets

• Make, Model: _____

Finish: _____ Color: _____

Cabinets/Medicine Cabinets

• Custom or Modular? _____

• Material, stain or color: _____

• Door & drawer type: _____

• Custom cabinet accessories (knobs, etc.): _____

• Material Finish, Satin or Semi-Gloss: _____

Countertops

• Material type: _____

• Edge detail: _____

• Backsplash material? Type? _____

Sinks

• How many sinks? _____

Make, model: _____

Finish: _____ Color: _____

• Sink Faucets:

Make, model: _____ Finish: _____

• Mirrors:

How many?: _____ Size: _____

Shape: _____ Glass type: _____


Flooring

• Material type? _____ Make, model: _____

• Square footage: _____ Baseboards: _____

Miscellaneous

• Lead-time on custom materials? _____



BUDGET CHECK LIST:

- Design changes
- Structural considerations
- Fixtures & Appliances
- Moisture damage & deteriorated finishes
- Floor & wall finishes
- Plumbing & electrical code upgrades
- Heating & ventilation
- Permit & inspection costs
- Waste disposal

